

Air angle nutrunners

- **Series:**
AZ...R and AS...R
- **Tightening torque:**
from 0,8 to 19 Nm
- **Torque control system:**
Uni Jointech (slip clutch)
- **Models with:**
30° and 90° angle head

Air angle nutrunners AZ...R and AS...R

Air angle nutrunners: ideal for specific tightenings

Angle nutrunners with 30° and 90° head, are necessary when you need to **tighten joints in areas of limited spaces or restricted access**, such as up against walls, structural metal sections or profiled beams, etc.. These are their main advantageous features:

- their **30° and 90° head**, in spite of their small dimensions, in respect to the high torque values given by the nutrunners, are extremely **solid** and have **long lasting life**;
- **easy reversible system** with lock device (AZ...R models);
- **reduction in noise level**;
- all models, besides being reversible, have a newly **designed grip**, more ergonomic for greater comfort for the operator.

AZ...R and AS...R air screwdrivers, thanks to their Uni-Jointech torque control system (slip clutch), are **extremely versatile** and can be **used to advantage on any type of joint**.




AZ3R90


AZ4R90



































































AS6R


 **Idle speed:** from 300 to 2800 r.p.m.

 **Starting system:** lever

 **Reversibility:** for all models

 Fiam screwdrivers are designed for use with either lubricated or unlubricated compressed air.

Model	Code	TYPE OF SCREWDRIVER		TYPE OF GRIP		TYPE OF HEAD		TIGHTENING TORQUE		IDLE SPEED	STARTING SYSTEM	REVERSIBILITY	WEIGHT	AIR CONSUMPTION	ACCESSORIES	SOUND PRESSURE LEVEL	VIBRATIONS LEVEL
		Type	Type	Hard joint	Soft joint	Nm	Nm	r.p.m.	Type								
AZ2R30	112531912		30°	0,8+2,7	0,8+2,3	2800						0,630	5	<input type="checkbox"/> M 1/4"	70	*	
AZ3R30	112531913		30°	0,9+2,9	0,8+2,9	1300						0,660	5	<input type="checkbox"/> M 1/4"	70	*	
AZ4R30	112531914		30°	0,9+3,2	0,9+3,2	900						0,660	5	<input type="checkbox"/> M 1/4"	70	*	
AZ5R30	112531915		30°	1+4	1+4	600						0,660	5	<input type="checkbox"/> M 1/4"	70	*	
AZ2R90	112591912		90°	0,8+2,7	0,8+2,3	2800						0,630	5	<input type="checkbox"/> M 1/4"	70	*	
AZ3R90	112591913		90°	0,9+2,9	0,8+2,9	1300						0,660	5	<input type="checkbox"/> M 1/4"	70	*	
AZ4R90	112591914		90°	0,9+3,2	0,9+3,2	900						0,660	5	<input type="checkbox"/> M 1/4"	70	*	
AZ5R90	112591915		90°	1+4	1+4	600						0,660	5	<input type="checkbox"/> M 1/4"	70	*	
AS5R	114891915		90°	2+9,5	1,8+9	1400						0,970	9	<input type="checkbox"/> M 3/8"	78	*	
AS6R	114891916		90°	2+15	2+15	700						1,250	9	<input type="checkbox"/> M 3/8"	78	*	
AS8R	114891918		90°	2,5+19	2,5+19	300						1,250	9	<input type="checkbox"/> M 3/8"	78	*	

 **REVERSIBILITY:** All models are suitable for tightening and untightening operation

 **LEVER**

The models highlighted in green are usually available from stock

* Any air screwdrivers which uses a "slip clutch" torque control (and similar) generates vibrations over 2,5 m/sec². We therefore recommend to use Fiam air screwdrivers with a Jointech-Plus torque control system (with automatic and immediate air shut-off) which have a vibration level of less than 2,5 m/sec².

- The figures shown are measured at a pressure of 6,3 bar (ISO 2787), the recommended operating pressure
- The tightening torque values have been measured in accordance with ISO 5393 standard
- Sound pressure level has been measured in accordance with ISO 3744 and PN8NTC1.2 standards
- Vibrations level have been measured in accordance with ISO 8662.1 and 8662.7 standard
- Accessory drive: male square drive (ISO 1174)
- The code number must be used when ordering.

The data given in the table are indicative and can be changed without prior notice. The torque values are purely indicative and may be influenced by the softness of the type of joint, by the type and length of the screw, by the pressure and quantity of air supply, and by the type of accessory used. Sound pressure level and vibration levels were obtained in the laboratory, performing tests that comply with the standards stated, but alone are not sufficient for calculating risks. Values measured in the single work places may be higher than those stated. The values of actual exposure and consequent risks are specific and depend on the operator's method of work, the type of work piece and the work place, as well as the operator's time of exposure and his physical conditions. Fiam cannot be held responsible for any consequences deriving from the use of the information in the table when evaluating risks in the work place over which Fiam has no control. For all further details, please apply to the **Fiam Technical Assistance Service**.

Other technical features

Models	Air inlet	Recommended hose bore
AZ...R30	1/8" gas	Ø 5 mm
AZ...R90	1/8" gas	Ø 5 mm
AS...R	1/4" gas	Ø 8 mm

Standard equipment (supplied with the tool)

- Clutch adjustment key.
- Hanging ring.
- Use and maintenance manual.
- Eco-friendly packaging.

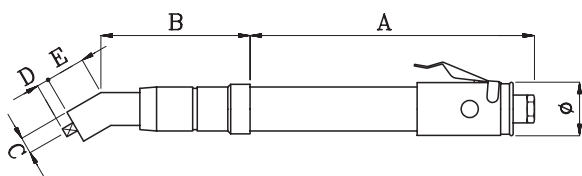
Models available upon request

- All models (except AS5R), are available with female hexagonal driver for adapters (BIT): when ordering add BIT to the end of the models number (eg.: AS6R → AS6R-BIT).

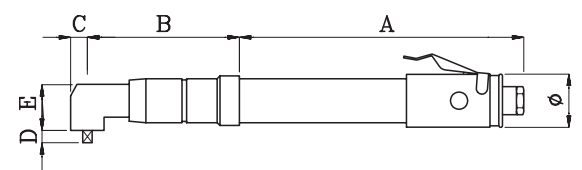
Accessories available upon request

- Bits, hexagonal sockets; balancers, exhaust silencers and other compressed air system accessories: see Accessories catalogue.
- In order to use AZ...R models at torque values lower than those indicated, is recommended a clutch spring cod. 595201203.

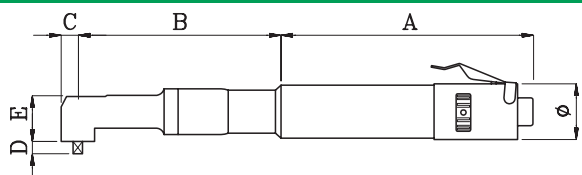
DIMENSIONS mm



Models	A	B	C	D	E	Ø
AZ2R30	165	75	10	8,5	20	32
AZ3R30	180	75	10	8,5	20	32
AZ4R30	180	75	10	8,5	20	32
AZ5R30	180	75	10	8,5	20	32



Models	A	B	C	D	E	Ø
AZ2R90	165	75	10	8,5	29	32
AZ3R90	180	75	10	8,5	29	32
AZ4R90	180	75	10	8,5	29	32
AZ5R90	180	75	10	8,5	29	32



Models	A	B	C	D	E	Ø
AS5R	175	100	12,5	12	30,5	40
AS6R	175	135	13,5	12	36	40
AS8R	175	135	13,5	12	36	40

Chart of torque range obtainable with clutch springs assembled on the tool or upon request

CLUTCH SPRING	Assembled on the tool		Assembled on the tool		Assembled on the tool		Assembled on the tool		Upon request	
	BROWN clutch spring Ø wire 1,6 mm Code 595201600		PINK clutch spring Ø wire 2 mm Code 595202000		SILVER clutch spring Ø wire 2,1 mm Code 595202100		GOLD clutch spring Ø wire 2,2 mm Code 595202200		NEUTRAL clutch spring Ø wire 1,2 mm Code 595201203	
MODELS	Torque range		Torque range		Torque range		Torque range		Torque range	
	Hard joint	Soft joint	Hard joint	Soft joint	Hard joint	Soft joint	Hard joint	Soft joint	Hard joint	Soft joint
AZ2R/30 AZ2R/90	0,8÷2,7	0,8÷2,3							0,5÷1	0,5÷1
AZ3R/30 AZ3R/90			0,9÷2,9	0,8÷2,9					0,5÷1	0,5÷1
AZ4R/30 AZ4R/90					0,9÷3,2	0,9÷3,2			0,5÷1	0,5÷1
AZ5R/30 AZ5R/90							1÷4	1÷4	0,5÷1	0,5÷1

Chart of torque range obtainable with clutch springs assembled on the tool

CLUTCH SPRING	Assembled on the tool		Assembled on the tool		Assembled on the tool	
	WHITE clutch spring Ø wire 2,5 mm Code 595102502		RED clutch spring Ø wire 3,5 mm Code 595103504		NEUTRAL clutch spring Ø wire 4 mm Code 595104002	
MODELS	Torque range		Torque range		Torque range	
	Hard joint	Soft joint	Hard joint	Soft joint	Hard joint	Soft joint
AS5R	2÷9,5	1,8÷9				
AS6R			2÷15	2÷15		
AS8R					2,5÷19	2,5÷19



INDUSTRIAL AIR TOOLS

Fiam Utensili Pneumatici spa
 Viale Crispi, 123 - 36100 Vicenza / Italy
 Tel. +39.0444.385000 - Fax +39.0444.385002
 customerservice@fiamairtools.com
 www.fiamairtools.com



Quality Certification
 UNI EN ISO 9001 / ICIM 0250

Environmental Management System Certificate
 UNI EN ISO 14001 / ICIM 0002A/0

