

Air screwdrivers & nutrunners

Accessories

- Bits and sockets
- Compressed air system accessories
- Balancers and balancing arms



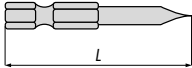
Bits and sockets

Fiam accessories...


...are designed and built to guarantee long life, great reliability and the best performances of the air screwdrivers. The range covers every need in the tightening field; however customized

accessories, based on the customer's drawing, can be manufactured. Each accessory is referred to the type of head or slot of the screw being used (nut and bolt, etc.).

Slotted head



Bit for slotted screws




Bit guide

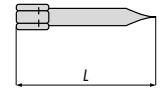
Ø head screw mm	min.	2,1	2,6	3,1	3,6	4,1	4,6	5,1	5,6	6,1	6,6	7,1	8,1	9,1	10,1
max	2,5	3	3,5	4	4,5	5	5,5	6	6,5	7	8	9	10	11	
Bit L = 50 mm Code 605011...	...020	...025	...030	...035	...040	...045	...050	...055	...060	...065	...070	...080	...090	...100	
Bit guide L = 22 mm Code 638431...			...030	...035	...040	...045	...050	...055	...060	...065	...070	...080	...090	...100	
Bit L = 75 mm Code 605016...	...020	...025	...014	...016	...017	...056	...076	...078	...080	...136	...160	...214	...217	...220	
Bit guide L = 47 mm Code 638435...			...030	...035	...040	...045	...050	...055	...060	...065	...070	...080	...090	...100	

Transformat. kit	Code
Bush and spring	303007160

* Kit for the use of guide on bit for slotted head screws.

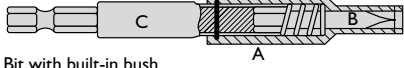


Magnetic bit holder
L = 72 mm - Code 605101140



Insert bit for slotted head screws

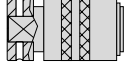
Ø insert bit mm	2	2,5	3	3,5	4	4,5	5	5,5	6	6,5	7	7,5	8	8,5	9	10
L = 39 mm Code 606011...	...020	...025	...030	...035	...040	...045	...050	...055	...060	...065	...070	...075	...080	...085	...090	...100



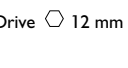
Bit with built-in bush

Ø head screw mm	min.	2,1	2,6	3,1	3,6	4,1	4,6	5,1	5,6	6,1	6,6	7,1	8,1	9,1	10,1
max	2,5	3	3,5	4	4,5	5	5,5	6	6,5	7	8	9	10	11	
Retractable bush guide Code 642432...	...020	...020	...035	...030	...035	...045	...045	...050	...050	...055	...065	...075	...085	...090	
Insert bit for slotted screws Code 606011...	...020	...020	...025	...030	...030	...040	...040	...045	...045	...050	...060	...065	...080	...085	

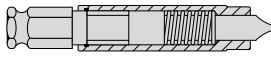
A - Retractable bush guide L = 47 mm
B - Insert bit for slotted head screws L = 39 mm
C - Magnetic bit holder: Code 605101140



Quick change chuck drive
3/8" Code 659811001
1/2" Code 659911001



Drive Ø 12 mm

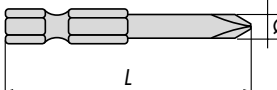


Bit for slotted screws and built-in guide for quick change chuck. L = 92 mm.

Ø Head screw mm	9	10	11	13-14	16	17-18	19-20	21-22	23-24
Bit Code 617011...	...085	...095	...105	...125	...150	...160	...180	...200	...220

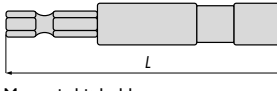
The models highlighted in black are usually available from stock.

Phillips head

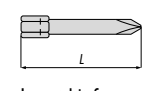


Bit for crosst slot screws

Phillips	N° 0	N° 1	N° 2	N° 3
Ø bit mm L = 50 mm - Code 605051...	Ø 3 ...030	Ø 4,5 ...101	Ø 6 ...102	Ø 8 ...103
Ø bit mm L = 75 mm - Code 605052...	Ø 3 ...030	Ø 4,5 ...101	Ø 4,5 ...102	Ø 8 ...103
Ø bit mm L = 100 mm - Code 605053...	Ø 3 ...030	Ø 4,5 ...001	Ø 6 ...002	Ø 8 ...003

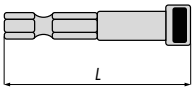


Magnetic bit holder
L = 72 mm - Code 606051140

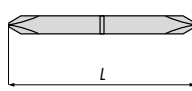


Insert bit for crosst slot screws

Phillips	N° 1	N° 2	N° 3
Insert bit L = 25 mm - Code 606051...	...201	...202	...203



Double insert bit
L = 54 mm - Code 605401000

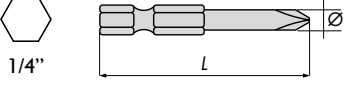


Double insert bit for crosst slot screws

Phillips	N° 1	N° 2	N° 3
Double insert bit L = 50 mm - Code 630052...	...001	...002	...003

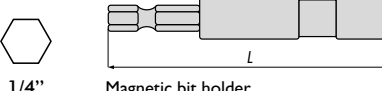


Pozidriv head

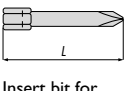


Bit for crosst slot screws

Pozidriv	N° 1	N° 2	N° 3
Ø bit mm L = 50 mm - Code 605061...	Ø 4,5 ...001	Ø 6 ...002	Ø 8 ...003
Ø bit mm L = 75 mm - Code 605062...	Ø 4,5 ...101	Ø 6 ...102	Ø 8 ...103
Ø bit mm L = 100 mm - Code 605063...	Ø 4,5 ...001	Ø 6 ...002	Ø 8 ...003

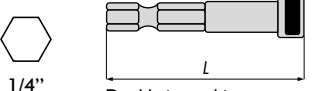


Magnetic bit holder
L = 72 mm - Code 605101140




Insert bit for crosst slot screws

Pozidriv	N° 1	N° 2	N° 3
Insert bit L = 25 mm - Code 606061...	...201	...202	...203



Double insert bit
L = 54 mm - Code 605401000



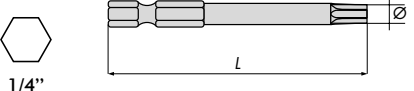
Double insert bit for crosst slot screws

Pozidriv	N° 1	N° 2	N° 3
Double insert bit L = 25 mm - Code 630052...	...101	...102	...103

The models highlighted in black are usually available from stock.

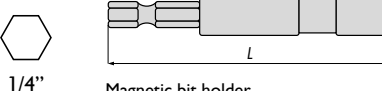


Torx head




Socket for torx slot screws

Torx	T10	T15	T20	T25	T27	T30	T40
Ø socket mm L = 50 mm - Code 605081...	Ø 6 ...100	Ø 6 ...150	Ø 6 ...200	Ø 6 ...250	Ø 6 ...270	Ø 6 ...300	Ø 7,5 ...400



Magnetic bit holder
L = 72 mm - Code 605101140



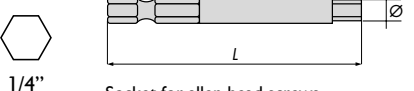
Insert bit for torx slot screws

Torx	T8	T9	T10	T15	T20	T25	T27	T30	T40
Insert bit L = 25 mm Code 606081...	...080	...090	...100	...150	...200	...250	...270	...300	...400

The models highlighted in black are usually available from stock.




Allen head



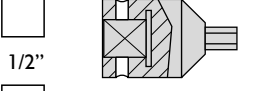
Socket for allen head screws

Hex. mm	2	2,5	3	4	5	6	7	8	9	10
Ø socket mm L=50 mm - Code 605222...	Ø 6 ...020	Ø 6 ...025	Ø 6 ...030	Ø 5 ...040	Ø 8 ...050	Ø 8 ...060	Ø 10 ...070	Ø 9 ...080	Ø 11 ...090	Ø 12 ...100
Ø socket mm - L=70 mm Code 605223...	Ø 6 ...020	Ø 6 ...025	Ø 6 ...030	Ø 5 ...040	Ø 6 ...050	Ø 8 ...060	Ø 8 ...070	Ø 9 ...080	Ø 12 ...090	Ø 12 ...100




Socket for allen head screws

Hex. mm	2	2,5	3	4	5	6	7	8	9	10
Code 625221...	...020	...025	...030	...040	...050	...060	...070	...080	...090	...100



Socket for allen head screws

Hex. mm	4	5	6	7	8	9	10
Code 626221...	...040	...050	...060	...070	...080	...090	...100




Socket for allen head screws

Hex. mm	5	6	8	10	12	14
Code 627221...	...050	...060	...080	...100	...120	...140



Socket for allen head screws

Hex. mm	8	10	12	14	17	19
Code 628221...	...080	...100	...120	...140	...170	...190



Socket for allen head screws

Hex. mm	17	19	22	24
Code 629221...	...001	...002	...003	...004

Bits and sockets

Allen head

	<p>Adapter L = 50 mm - Code 605251140 L = 100 mm - Code 605252140</p>	<p>Socket for allen head screws</p>	<table border="1"> <thead> <tr> <th>Hex. mm</th> <th>2</th> <th>2,5</th> <th>3</th> <th>4</th> <th>5</th> <th>6</th> <th>7</th> <th>8</th> <th>9</th> <th>10</th> </tr> </thead> <tbody> <tr> <td>Socket Code 625221...</td> <td>...020</td> <td>...025</td> <td>...030</td> <td>...040</td> <td>...050</td> <td>...060</td> <td>...070</td> <td>...080</td> <td>...090</td> <td>...100</td> </tr> </tbody> </table>	Hex. mm	2	2,5	3	4	5	6	7	8	9	10	Socket Code 625221...	...020	...025	...030	...040	...050	...060	...070	...080	...090	...100
Hex. mm	2	2,5	3	4	5	6	7	8	9	10															
Socket Code 625221...	...020	...025	...030	...040	...050	...060	...070	...080	...090	...100															
	<p>Adapter L = 50 mm - Code 605251380 L = 100 mm - Code 605252380</p>	<p>Socket for allen head screws</p>	<table border="1"> <thead> <tr> <th>Hex. mm</th> <th>4</th> <th>5</th> <th>6</th> <th>7</th> <th>8</th> <th>9</th> <th>10</th> </tr> </thead> <tbody> <tr> <td>Socket Code 626221...</td> <td>...040</td> <td>...050</td> <td>...060</td> <td>...070</td> <td>...080</td> <td>...090</td> <td>...100</td> </tr> </tbody> </table>	Hex. mm	4	5	6	7	8	9	10	Socket Code 626221...	...040	...050	...060	...070	...080	...090	...100						
Hex. mm	4	5	6	7	8	9	10																		
Socket Code 626221...	...040	...050	...060	...070	...080	...090	...100																		
	<p>Magnetic bit holder L = 72 mm - Code 605101140</p>	<p>Insert bit for allen head screws</p>	<table border="1"> <thead> <tr> <th>Hex. mm</th> <th>2</th> <th>2,5</th> <th>3</th> <th>4</th> <th>5</th> <th>6</th> <th>8</th> </tr> </thead> <tbody> <tr> <td>Insert bit - L = 25 mm Code 606221...</td> <td>...020</td> <td>...025</td> <td>...030</td> <td>...040</td> <td>...050</td> <td>...060</td> <td>...080</td> </tr> </tbody> </table>	Hex. mm	2	2,5	3	4	5	6	8	Insert bit - L = 25 mm Code 606221...	...020	...025	...030	...040	...050	...060	...080						
Hex. mm	2	2,5	3	4	5	6	8																		
Insert bit - L = 25 mm Code 606221...	...020	...025	...030	...040	...050	...060	...080																		
	<p>Socket for allen head screws L = 45 mm for AN...S</p>		<table border="1"> <thead> <tr> <th>Hex. mm</th> <th>4</th> <th>5</th> <th>6</th> <th>8</th> <th>10</th> <th>12</th> </tr> </thead> <tbody> <tr> <td>Code 616221...</td> <td>...040</td> <td>...050</td> <td>...060</td> <td>...080</td> <td>...100</td> <td>...120</td> </tr> </tbody> </table>	Hex. mm	4	5	6	8	10	12	Code 616221...	...040	...050	...060	...080	...100	...120								
Hex. mm	4	5	6	8	10	12																			
Code 616221...	...040	...050	...060	...080	...100	...120																			
	<p>Socket for allen head screws L = 22 mm for A6RSA1 and A6RS1</p>		<table border="1"> <thead> <tr> <th>Hex. mm</th> <th>2,5</th> <th>3</th> <th>4</th> <th>5</th> <th>6</th> </tr> </thead> <tbody> <tr> <td>Code 607221...</td> <td>...025</td> <td>...030</td> <td>...040</td> <td>...050</td> <td>...060</td> </tr> </tbody> </table>	Hex. mm	2,5	3	4	5	6	Code 607221...	...025	...030	...040	...050	...060										
Hex. mm	2,5	3	4	5	6																				
Code 607221...	...025	...030	...040	...050	...060																				
	<p>Socket for allen head screws L = 29 mm for A...RY and A10RYA</p>		<table border="1"> <thead> <tr> <th>Hex. mm</th> <th>4</th> <th>5</th> <th>6</th> <th>8</th> <th>10</th> </tr> </thead> <tbody> <tr> <td>Code 618221...</td> <td>...040</td> <td>...050</td> <td>...060</td> <td>...080</td> <td>...100</td> </tr> </tbody> </table>	Hex. mm	4	5	6	8	10	Code 618221...	...040	...050	...060	...080	...100										
Hex. mm	4	5	6	8	10																				
Code 618221...	...040	...050	...060	...080	...100																				

The models highlighted in black are usually available from stock.

Hexagonal head

	<p>Socket - L = 50 mm Code 605151...</p>	<table border="1"> <thead> <tr> <th>Hex. mm</th> <th>4</th> <th>4,5</th> <th>5</th> <th>5,5</th> <th>6</th> <th>7</th> <th>8</th> <th>9</th> <th>10</th> <th>11</th> <th>12</th> <th>13</th> <th>14</th> <th>17</th> </tr> </thead> <tbody> <tr> <td>Code 605151...</td> <td>...040</td> <td>...045</td> <td>...050</td> <td>...055</td> <td>...060</td> <td>...070</td> <td>...080</td> <td>...090</td> <td>...100</td> <td>...110</td> <td>...120</td> <td>...130</td> <td>...140</td> <td>...170</td> </tr> </tbody> </table>	Hex. mm	4	4,5	5	5,5	6	7	8	9	10	11	12	13	14	17	Code 605151...	...040	...045	...050	...055	...060	...070	...080	...090	...100	...110	...120	...130	...140	...170
Hex. mm	4	4,5	5	5,5	6	7	8	9	10	11	12	13	14	17																		
Code 605151...	...040	...045	...050	...055	...060	...070	...080	...090	...100	...110	...120	...130	...140	...170																		
	<p>Socket - L = 75 mm Code 605156...</p>	<table border="1"> <thead> <tr> <th>Hex. mm</th> <th>4</th> <th>4,5</th> <th>5</th> <th>5,5</th> <th>6</th> <th>7</th> <th>8</th> <th>9</th> <th>10</th> <th>11</th> <th>12</th> <th>13</th> <th>14</th> <th>17</th> </tr> </thead> <tbody> <tr> <td>Code 605156...</td> <td>...040</td> <td>...045</td> <td>...050</td> <td>...055</td> <td>...060</td> <td>...070</td> <td>...080</td> <td>...090</td> <td>...100</td> <td>...110</td> <td>...120</td> <td>...130</td> <td>...140</td> <td>...170</td> </tr> </tbody> </table>	Hex. mm	4	4,5	5	5,5	6	7	8	9	10	11	12	13	14	17	Code 605156...	...040	...045	...050	...055	...060	...070	...080	...090	...100	...110	...120	...130	...140	...170
Hex. mm	4	4,5	5	5,5	6	7	8	9	10	11	12	13	14	17																		
Code 605156...	...040	...045	...050	...055	...060	...070	...080	...090	...100	...110	...120	...130	...140	...170																		
	<p>Socket - L = 100 mm Code 605152...</p>	<table border="1"> <thead> <tr> <th>Hex. mm</th> <th>4</th> <th>4,5</th> <th>5</th> <th>5,5</th> <th>6</th> <th>7</th> <th>8</th> <th>9</th> <th>10</th> <th>11</th> <th>12</th> <th>13</th> </tr> </thead> <tbody> <tr> <td>Code 625151...</td> <td>...040</td> <td>...045</td> <td>...050</td> <td>...055</td> <td>...060</td> <td>...070</td> <td>...080</td> <td>...090</td> <td>...100</td> <td>...110</td> <td>...120</td> <td>...130</td> </tr> </tbody> </table>	Hex. mm	4	4,5	5	5,5	6	7	8	9	10	11	12	13	Code 625151...	...040	...045	...050	...055	...060	...070	...080	...090	...100	...110	...120	...130				
Hex. mm	4	4,5	5	5,5	6	7	8	9	10	11	12	13																				
Code 625151...	...040	...045	...050	...055	...060	...070	...080	...090	...100	...110	...120	...130																				
	<p>Adapter L = 50 mm - Code 605251140 L = 100 mm - Code 605252140</p>	<p>Socket for hexagonal head screws</p>	<table border="1"> <thead> <tr> <th>Hex. mm</th> <th>4</th> <th>4,5</th> <th>5</th> <th>5,5</th> <th>6</th> <th>7</th> <th>8</th> <th>9</th> <th>10</th> <th>11</th> <th>12</th> <th>13</th> </tr> </thead> <tbody> <tr> <td>Socket Code 625151...</td> <td>...040</td> <td>...045</td> <td>...050</td> <td>...055</td> <td>...060</td> <td>...070</td> <td>...080</td> <td>...090</td> <td>...100</td> <td>...110</td> <td>...120</td> <td>...130</td> </tr> </tbody> </table>	Hex. mm	4	4,5	5	5,5	6	7	8	9	10	11	12	13	Socket Code 625151...	...040	...045	...050	...055	...060	...070	...080	...090	...100	...110	...120	...130			
Hex. mm	4	4,5	5	5,5	6	7	8	9	10	11	12	13																				
Socket Code 625151...	...040	...045	...050	...055	...060	...070	...080	...090	...100	...110	...120	...130																				
	<p>Adapter L = 50 mm - Code 605251380 L = 100 mm - Code 605252380</p>	<p>Socket for hexagonal head screws</p>	<table border="1"> <thead> <tr> <th>Hex. mm</th> <th>7</th> <th>8</th> <th>9</th> <th>10</th> <th>11</th> <th>12</th> <th>13</th> <th>14</th> <th>15</th> <th>16</th> <th>17</th> <th>18</th> <th>19</th> </tr> </thead> <tbody> <tr> <td>Socket Code 626151...</td> <td>...070</td> <td>...080</td> <td>...090</td> <td>...100</td> <td>...110</td> <td>...120</td> <td>...130</td> <td>...140</td> <td>...150</td> <td>...160</td> <td>...170</td> <td>...180</td> <td>...190</td> </tr> </tbody> </table>	Hex. mm	7	8	9	10	11	12	13	14	15	16	17	18	19	Socket Code 626151...	...070	...080	...090	...100	...110	...120	...130	...140	...150	...160	...170	...180	...190	
Hex. mm	7	8	9	10	11	12	13	14	15	16	17	18	19																			
Socket Code 626151...	...070	...080	...090	...100	...110	...120	...130	...140	...150	...160	...170	...180	...190																			
	<p>Socket for hexagonal head screws</p>		<table border="1"> <thead> <tr> <th>Hex. mm</th> <th>4</th> <th>4,5</th> <th>5</th> <th>5,5</th> <th>6</th> <th>7</th> <th>8</th> <th>9</th> <th>10</th> <th>11</th> <th>12</th> <th>13</th> </tr> </thead> <tbody> <tr> <td>Socket Code 625151...</td> <td>...040</td> <td>...045</td> <td>...050</td> <td>...055</td> <td>...060</td> <td>...070</td> <td>...080</td> <td>...090</td> <td>...100</td> <td>...110</td> <td>...120</td> <td>...130</td> </tr> </tbody> </table>	Hex. mm	4	4,5	5	5,5	6	7	8	9	10	11	12	13	Socket Code 625151...	...040	...045	...050	...055	...060	...070	...080	...090	...100	...110	...120	...130			
Hex. mm	4	4,5	5	5,5	6	7	8	9	10	11	12	13																				
Socket Code 625151...	...040	...045	...050	...055	...060	...070	...080	...090	...100	...110	...120	...130																				

Hexagonal head

	<p>Socket for hexagonal head screws</p>	<table border="1"> <thead> <tr> <th>Hex. mm</th> <th>7</th> <th>8</th> <th>9</th> <th>10</th> <th>11</th> <th>12</th> <th>13</th> <th>14</th> <th>15</th> <th>16</th> <th>17</th> <th>18</th> <th>19</th> </tr> </thead> <tbody> <tr> <td>Code 626151...</td> <td>...070</td> <td>...080</td> <td>...090</td> <td>...100</td> <td>...110</td> <td>...120</td> <td>...130</td> <td>...140</td> <td>...150</td> <td>...160</td> <td>...170</td> <td>...180</td> <td>...190</td> </tr> </tbody> </table>	Hex. mm	7	8	9	10	11	12	13	14	15	16	17	18	19	Code 626151...	...070	...080	...090	...100	...110	...120	...130	...140	...150	...160	...170	...180	...190				
Hex. mm	7	8	9	10	11	12	13	14	15	16	17	18	19																					
Code 626151...	...070	...080	...090	...100	...110	...120	...130	...140	...150	...160	...170	...180	...190																					
	<p>Socket for hexagonal head screws</p>	<table border="1"> <thead> <tr> <th>Hex. mm</th> <th>8</th> <th>9</th> <th>10</th> <th>11</th> <th>12</th> <th>13</th> <th>14</th> <th>15</th> <th>17</th> <th>18</th> <th>19</th> <th>21</th> <th>22</th> <th>24</th> <th>27</th> </tr> </thead> <tbody> <tr> <td>Code 627151...</td> <td>...080</td> <td>...090</td> <td>...100</td> <td>...110</td> <td>...120</td> <td>...130</td> <td>...140</td> <td>...150</td> <td>...170</td> <td>...180</td> <td>...190</td> <td>...210</td> <td>...220</td> <td>...240</td> <td>...270</td> </tr> </tbody> </table>	Hex. mm	8	9	10	11	12	13	14	15	17	18	19	21	22	24	27	Code 627151...	...080	...090	...100	...110	...120	...130	...140	...150	...170	...180	...190	...210	...220	...240	...270
Hex. mm	8	9	10	11	12	13	14	15	17	18	19	21	22	24	27																			
Code 627151...	...080	...090	...100	...110	...120	...130	...140	...150	...170	...180	...190	...210	...220	...240	...270																			
	<p>Socket for hexagonal head screws</p>	<table border="1"> <thead> <tr> <th>Hex. mm</th> <th>17</th> <th>18</th> <th>19</th> <th>21</th> <th>22</th> <th>24</th> <th>27</th> <th>30</th> <th>32</th> <th>34</th> <th>36</th> <th>41</th> <th>46</th> </tr> </thead> <tbody> <tr> <td>Code 628151...</td> <td>...170</td> <td>...180</td> <td>...190</td> <td>...210</td> <td>...220</td> <td>...240</td> <td>...270</td> <td>...300</td> <td>...320</td> <td>...340</td> <td>...360</td> <td>...410</td> <td>...460</td> </tr> </tbody> </table>	Hex. mm	17	18	19	21	22	24	27	30	32	34	36	41	46	Code 628151...	...170	...180	...190	...210	...220	...240	...270	...300	...320	...340	...360	...410	...460				
Hex. mm	17	18	19	21	22	24	27	30	32	34	36	41	46																					
Code 628151...	...170	...180	...190	...210	...220	...240	...270	...300	...320	...340	...360	...410	...460																					
	<p>Socket for hexagonal head screws</p>	<table border="1"> <thead> <tr> <th>Hex. mm</th> <th>22</th> <th>24</th> <th>27</th> <th>30</th> <th>32</th> <th>34</th> <th>36</th> <th>41</th> <th>46</th> <th>50</th> <th>55</th> <th>60</th> <th>65</th> <th>70</th> </tr> </thead> <tbody> <tr> <td>Code 629151...</td> <td>...220</td> <td>...240</td> <td>...270</td> <td>...300</td> <td>...320</td> <td>...340</td> <td>...360</td> <td>...410</td> <td>...460</td> <td>...500</td> <td>...550</td> <td>...600</td> <td>...650</td> <td>...700</td> </tr> </tbody> </table>	Hex. mm	22	24	27	30	32	34	36	41	46	50	55	60	65	70	Code 629151...	...220	...240	...270	...300	...320	...340	...360	...410	...460	...500	...550	...600	...650	...700		
Hex. mm	22	24	27	30	32	34	36	41	46	50	55	60	65	70																				
Code 629151...	...220	...240	...270	...300	...320	...340	...360	...410	...460	...500	...550	...600	...650	...700																				
	<p>Socket for hexagonal head screws L = 60 mm for AN...S</p>	<table border="1"> <thead> <tr> <th>Hex. mm</th> <th>8</th> <th>10</th> <th>11</th> <th>13</th> <th>14</th> <th>17</th> <th>19</th> <th>22</th> </tr> </thead> <tbody> <tr> <td>Code 616151...</td> <td>...080</td> <td>...100</td> <td>...111</td> <td>...113</td> <td>...114</td> <td>...117</td> <td>...119</td> <td>...122</td> </tr> </tbody> </table>	Hex. mm	8	10	11	13	14	17	19	22	Code 616151...	...080	...100	...111	...113	...114	...117	...119	...122														
Hex. mm	8	10	11	13	14	17	19	22																										
Code 616151...	...080	...100	...111	...113	...114	...117	...119	...122																										
	<p>Socket for hexagonal head screws L = 22 mm for A6RS1 and A6RSA1 L1 = 8 mm for A6RS1 and A6RSA1</p>	<table border="1"> <thead> <tr> <th>Hex. mm</th> <th>5</th> <th>6</th> <th>7</th> <th>8</th> <th>9</th> <th>10</th> <th>11</th> <th>13</th> </tr> </thead> <tbody> <tr> <td>Code 607151...</td> <td>...050</td> <td>...060</td> <td>...070</td> <td>...080</td> <td>...090</td> <td>...100</td> <td>...110</td> <td>...130</td> </tr> </tbody> </table>	Hex. mm	5	6	7	8	9	10	11	13	Code 607151...	...050	...060	...070	...080	...090	...100	...110	...130														
Hex. mm	5	6	7	8	9	10	11	13																										
Code 607151...	...050	...060	...070	...080	...090	...100	...110	...130																										
	<p>Socket for hexagonal head screws L = 29 mm for A...RY and A10RYA L1 = 10 mm for A...RY and A10RYA</p>	<table border="1"> <thead> <tr> <th>Hex. mm</th> <th>8</th> <th>9</th> <th>10</th> <th>11</th> <th>12</th> <th>13</th> <th>14</th> <th>17</th> <th>19</th> <th>22</th> </tr> </thead> <tbody> <tr> <td>Code 618151...</td> <td>...080</td> <td>...090</td> <td>...100</td> <td>...110</td> <td>...120</td> <td>...130</td> <td>...140</td> <td>...170</td> <td>...190</td> <td>...220</td> </tr> </tbody> </table>	Hex. mm	8	9	10	11	12	13	14	17	19	22	Code 618151...	...080	...090	...100	...110	...120	...130	...140	...170	...190	...220										
Hex. mm	8	9	10	11	12	13	14	17	19	22																								
Code 618151...	...080	...090	...100	...110	...120	...130	...140	...170	...190	...220																								

The models highlighted in black are usually available from stock.

Adapters for angle nutrunners


Easy to use accessories which permit to use the air angle nutrunners also with sockets and insert bits, owned by the Customer, having different drive with respect to the nutrunner.

	<p>Adapter 6,35 mm</p>	<table border="1"> <thead> <tr> <th>Drive</th> <th>L = mm</th> <th>Code</th> </tr> </thead> <tbody> <tr> <td></td> <td>25</td> <td>625111140</td> </tr> <tr> <td></td> <td>36</td> <td>625101140</td> </tr> </tbody> </table>	Drive	L = mm	Code		25	625111140		36	625101140											
Drive	L = mm	Code																				
	25	625111140																				
	36	625101140																				
	<p>Adapter 6,35 mm</p>	<table border="1"> <thead> <tr> <th>Drive</th> <th>L = mm</th> <th>Code</th> </tr> </thead> <tbody> <tr> <td></td> <td>35</td> <td>626111140</td> </tr> <tr> <td></td> <td>52</td> <td>626102064</td> </tr> <tr> <td></td> <td>42</td> <td>626140001</td> </tr> </tbody> </table>	Drive	L = mm	Code		35	626111140		52	626102064		42	626140001								
Drive	L = mm	Code																				
	35	626111140																				
	52	626102064																				
	42	626140001																				
	<p>Adapter</p>	<table border="1"> <thead> <tr> <th>Drive</th> <th>For</th> <th>L = mm</th> <th>Code</th> </tr> </thead> <tbody> <tr> <td></td> <td>A6RSA1 and A6RS1</td> <td>24</td> <td>607251140</td> </tr> <tr> <td></td> <td>A10RYA and A...RY1</td> <td>32</td> <td>618251380</td> </tr> <tr> <td></td> <td>AN...S</td> <td>44</td> <td>616251120</td> </tr> <tr> <td></td> <td>A10RYA and A...RY</td> <td>38</td> <td>618251120</td> </tr> </tbody> </table>	Drive	For	L = mm	Code		A6RSA1 and A6RS1	24	607251140		A10RYA and A...RY1	32	618251380		AN...S	44	616251120		A10RYA and A...RY	38	618251120
Drive	For	L = mm	Code																			
	A6RSA1 and A6RS1	24	607251140																			
	A10RYA and A...RY1	32	618251380																			
	AN...S	44	616251120																			
	A10RYA and A...RY	38	618251120																			
	<p>Quick change chuck adapter 12 mm</p>	<table border="1"> <thead> <tr> <th>Drive</th> <th>Code</th> </tr> </thead> <tbody> <tr> <td>Drive for stud bolt holders - for insert holder</td> <td>659011002</td> </tr> </tbody> </table>	Drive	Code	Drive for stud bolt holders - for insert holder	659011002																
Drive	Code																					
Drive for stud bolt holders - for insert holder	659011002																					

Compressed air systems accessories

FRL GROUP - Filter, pressure regulator, lubricator

The FRL group is recommended for filtering, regulating and lubricating the compressed air supply for air tools. This system eliminates solids and humidity while supplying a precise air flow and suitable lubrication. Where necessary, it is indicated for obtaining the required torque values by adjusting the pressure of the air supply.



Threaded attack mm	Flow rate l/s	Complete assembly code	Reduction compl. of gauge code	Lubricator code
1/4" gas	1,7+16	697331020	697331025	697281020
3/8" gas	4,2+20	697351020	697351025	697291020
1/2" gas	8+43	697371020	697371025	697301020

SPIRAL SUPPLY HOSES - with couplings

Polyurethane spiral supply hoses with a maximum extended length of 8 m. Extremely flexible and resistant, they take up less space thanks to their reduced external diameters. To choose the most suitable supply hose, refer to the recommended hose bore given in the Catalogue.



Polyurethane hose (green) Ø internal x Ø external mm	Length mm	Swivelling male coupling	Fixed female coupling	Code
6,5x10	1180+8000	1/4" gas	1/4" gas	693011015
8x12	1140+8000	1/4" gas	1/4" gas	693011020

Ø internal = recommended hose bore

The models highlighted in black are usually available from stock.

RUBBER SUPPLY HOSES - with couplings

Rubber supply hoses with coupling made with inner duct in synthetic rubber and high resistance reinforced textile chase. They can be used with compressed air, water, cutting oil and antifreeze liquids. They are extremely flexible and versatile and above all safe and resistant in time.



To choose the most suitable supply hose, refer to the recommended hose bore given in the Catalogue. Upon request, hoses of other dimensions are available: please apply to the **Fiam Technical Assistance Service**.

Hose mm Ø internal x Ø external	Length mm	Coupling	Coupling	Code
4,8 x 9,4	3000	1/8" gas M	1/4" gas F	693511020
6,3 x 12,7	3000	1/4" gas M	1/4" gas M	693511021
9,5 x 15,9	3000	1/4" gas M	1/4" gas M	693511022
9,5 x 15,9	3000	3/8" gas M	3/8" gas M	693511023
12,7 x 19,8	3000	1/2" gas M	1/2" gas M	693511024

Ø internal = recommended hose bore

The models highlighted in black are usually available from stock.

QUICK COUPLINGS

To choose the most suitable quick coupling, refer to the air inlet and the recommended hose bore in the Catalogue.



Recommended hose bore	Air inlet threading	Male quick coupling code	Female quick coupling code
Ø 5 mm	1/8" gas	695411018	695431018
Ø 6 mm	1/4" gas	695411014	695431014
Ø 8+10 mm	1/4" gas	695411114	695431114
Ø 13 mm	3/8" gas	695411138	695431138
Ø 16 mm	1/2" gas	695411212	695431212

The models highlighted in black are usually available from stock.

QUICK NIPPLES

To choose the most suitable quick nipples, refer to the air inlet and the recommended hose bore in the Catalogue.



Recommended hose bore	Air inlet threading	Male quick coupling code	Female quick coupling code
Ø 5 mm	1/8" gas	695311018	695331018
Ø 6 mm	1/4" gas	695311014	695331014
Ø 8+10 mm	1/4" gas	695311114	695331114
Ø 13 mm	3/8" gas	695311138	695331138
Ø 16 mm	1/2" gas	695311212	695331212

The models highlighted in black are usually available from stock.

AIR FLOW GOVERNORS

- With 6 positions scaled control
- With micrometer screw control

Indicated for obtaining the required torque values by adjusting the air supply. Strongly recommended for use with screwdrivers without clutch. The less air is supplied = the less torque is yielded.



Governor with scaled control

Governor with micrometer screw control

Capacity max	Coupling M/F	Code	Capacity max	Coupling M/F	Code
6 l/s	1/4" gas	697451000	20 l/s	1/4" gas	697431000

Compressed air systems accessories

FLEXIBLE COUPLINGS

These light and compact couplings improve the operators' working conditions; they prevent twisting of supply hoses and reduce vibrations.







Model	Coupling F/M	Code
RS 25 FM	1/4"	695091015
RS 30 FM	3/8"	695091020

The models highlighted in black are usually available from stock.

EXHAUST AIR HOSE CONVEYORS

Used to drive away the tool exhaust air from the operator and therefore making the workplace more ergonomical.

For air screwdrivers series:	Code	
CZE... CZ... AZ...	693751001	
CSEZ...PURA	693751002	
CY... A...Y	693751003	
CZ...PR1	693751005	
<ul style="list-style-type: none"> • CSE... • CSI12 • SCSE... • AD... <ul style="list-style-type: none"> • A6RSA1 • A6RS1 • AS... • CSEZ... 	693751006	
RSE...P CSI12P1 CSE...P CSE...P... CZE...P...	CSEZ...P... CD...P 693751009	

The models highlighted in black are usually available from stock.

OFFSET AIR CONVEYORS

Recommended to convey the exhaust air to special suction systems. (Exhaust air hose conveyors to be ordered separately).
For more information please contact **Fiam Technical Assistance Service**.



For air screwdrivers series	Code
CZE..., CZ..., AZ...	693751007
CSE..., CSI12, SCSE..., AD..., A6RSA1, A6RS1, AS..., CSEZ...	693751008

AUXILIARY GRIP

When carrying out more than one assembly cycle or when a high reaction torque is required, it is recommended the use of the auxiliary grip which permits a considerable reduction of the fatigue to the operator.
For more information please contact **Fiam Technical Assistance Service**.

ø internal (mm)	For screwdriver series	Code
36	CSE...P, CD...P	681041200
40	CSE...	681041230
43	CY...P	681041011
46	CY...	681041002



The models highlighted in black are usually available from stock.

LUBRICATING OIL FOR AIR TOOLS

Used to lubricate the internal components of the motor group.

Code
699011001



1 LIT. BOTTLE

The models highlighted in black are usually available from stock.

Balancers and balancing arms

BALANCER

The use of the balancer allows the operator to work in safety and without effort, at the same time guaranteeing the maximum care of the tool.

Capacity min - max	Cable length mm	Code
0,4+1	1600	690011160
1+2	1600	690021160
2+4	2000	690041200
4+6	2000	690061200
6+8	2000	690081200
8+10	2500	690101250

The models highlighted in black are usually available from stock.

In conformity with Machine Directives (Law 89/392/CEE).



BALANCER WITH BUILT-IN SUPPLY HOSE

Particularly indicated to support and to feed at the same time straight air tools. The balancer is provided with a hose that can be connected directly to the main air feed so that the tool is supplied directly.

Capacity min - max	Length mm	Male coupling	Code
1,2+2,5	1350	1/4" gas	691021202

The models highlighted in black are usually available from stock.



BA10 BALANCING ARM

The BA10 balancing arm is ideal when working at the bench. It suspends the tool in the required position for tightening, drilling, tapping, etc. with no torque reaction on the operator's hand. This makes work safer and more comfortable, without fatigue.

Max. work range	850 mm
Min. work range	450 mm
Max. torque	15 Nm
Max. load (with standard springs)	1 kg
Max. load (with reinforced springs)	2.5 kg
Max. rotation angle	360°
Ø max. tool	from 25 to 50 mm
Male coupling	1/4" gas
Code	692031002

OUT OF PRODUCTION!

Model	Code
BA10 balancing arm	692031002



BA15 BALANCING ARM

The BA15 balancing arm, for tools with a maximum of 15 Nm tightening torque, can be adapted very easily to tools of different diameters varying from 25 to 50 mm.

The BA15 balancing arm ensures very high precision work since the tool is kept perfectly perpendicular to the piece being assembled.

Work can also be carried out horizontally or on two axes at the same time, simply by choosing the specific adapter.

It can be used with both air and electric screwdrivers or drills, tapping and riveting machines, etc.

Furthermore, its great manoeuvrability considerably reduces the operator's fatigue.

The arm with standard springs can support up to 1 kg. weight; to support a weight up to 2.5 kg., the standard springs must be replaced with the reinforced ones.



Max. work range	850 mm
Min. work range	450 mm
Max. torque	15 Nm
Max. load (with standard springs)	1 kg
Max. load (with reinforced springs)	2.5 kg
Max. rotation angle	360°
Ø max. tool	from 25 to 50 mm

OUT OF PRODUCTION!

Standard equipment
• Reinforced spring code 692059010

The models highlighted in black are usually available from stock.

Adapters for BA15 available upon request (to be ordered separately)

• Adapters to work on the vertical axis

Adapter	Code	Ø internal adjustable mm
AD 25/40	692059008	25+40
AD 30/50	692059009	30+50



The models highlighted in black are usually available from stock.

• Adapter to work on the horizontal axis

Adapter	Code	Ø mm
AD 36	692059014	36



The models highlighted in black are usually available from stock.

• Adapter to work on two axis

Adapter	Code	Ø max mm
AD 36/2AX	692059015	36



For adapters with different diameter, please contact Fiam Technical Assistance Service.

Balancers and balancing arms

BA50 BALANCING ARM

To avoid undesirable effects on the operator's wrist, arm or shoulder movements and for minimum fatigue during manual operations, Fiam has designed the BA50 balancing arm to complete the range of other models with different capacities. This balancing arm can be used with air and electric tools (screwdrivers, drills, tapping machines, nutrunner motors) for tightening torque of maximum 50 Nm and weight from 0.7 to 2.25 kg. If it is necessary to fit a heavier tool, weighing up to a maximum of 4.5 kg., special reinforced springs are available upon request. This system guarantees

extreme working precision because the tool is kept perfectly perpendicular to the piece being machined thanks to the specific adjustable adapter supplied with the balancing arm. Furthermore it is simple to use and ensures excellent manoeuvrability. The stand is supplied complete with a fixing plate.



Max. work range	1000 mm
Min. work range	600 mm
Max. torque	50 Nm
Max. load (with standard springs)	2,25 kg
Max. load (with reinforced springs)	4,5 kg
Max. rotation angle	360°
Ø max. tool	50 mm

Model	Code
BA50	692031008

Accessories available upon request

- To support tools of up to 4.5 kg max. it is necessary to order 2 reinforced springs (code 692059022).

For balancing arm that must support torque of more than 50 Nm or weights of more than 4.5 kg., please contact Fiam Technical Assistance Service.

SL60 LEVER SUPPORT

This lever bench support for use in particular assembly operations permits to hold the various types or air and electric tools (screwdrivers, drills,

tapping machines, nutrunner motors, etc.) in a perfectly perpendicular position which considerably reduces operator's fatigue.

Max. torque	40 Nm
Max. stroke	60 mm
Ø max. tool	46 mm

- A specific adapter must be ordered with the support for each type of tool used (see table at the side). Versions are available upon request for starting the tool by means of a cam or button placed on the lever.

Model	Code
SL60	692051001

Adapter code	Ø internal mm
692059001	32
692059011	33
692059003	36
692059012	40
692059004	42,5
692059013	45,8



Fiam

INDUSTRIAL AIR TOOLS

Fiam Utensili Pneumatici spa
 Viale Crispi, 123 - 36100 Vicenza / Italy
 Tel. +39.0444.562611 - Fax +39.0444.562325
 customerservice@fiamairtools.com
 www.fiamairtools.com



Quality Certification
 UNI EN ISO 9001 / ICIM 0250

Environmental Management System Certificate
 UNI EN ISO 14001 / ICIM 0002A/0

